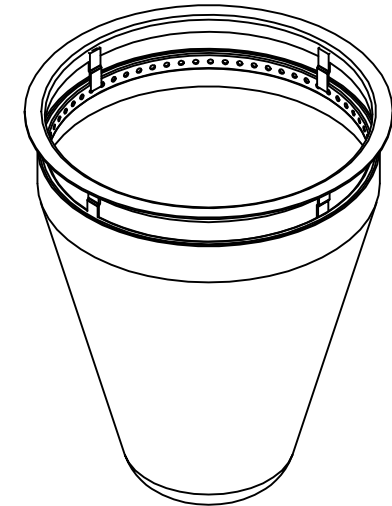
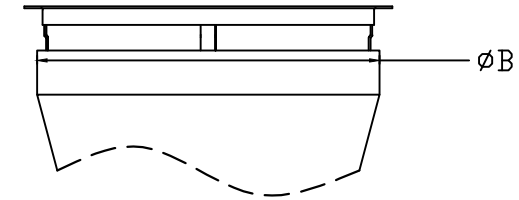
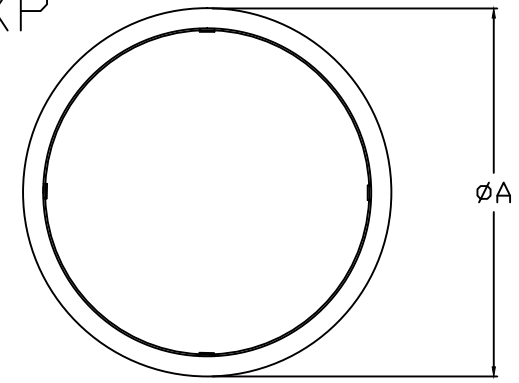


FLEXSTORM P/Ns 62' HDRFX & 62' HDRFXP

RDC INLET TYPE: ROUND IN CONCRETE PRECAST WITH SLAB TOP



| Catch-It Frame with FX Bag | | Field Inlet Dimensions | | Flexstorm Framing Dims | | Flexstorm Ratings (Flow at 50% max) | | | Pure Frame with FX+ Bag | |
|----------------------------|---------------------|------------------------|--------|------------------------|------|-------------------------------------|------------------------|--------------|-------------------------|---------------------|
| ADS P/N | Flexstorm Item Code | A | B | A1 | B1 | Bag Capacity (ft³) | PC/PC+ Flow Rate (CFS) | Bypass (CFS) | ADS P/N | Flexstorm Item Code |
| 62SHDRFX | P-RDC-103-85-FX | 10.25 | 8.5 | 9.5 | 7.5 | 0.2 | 0.5 | 1.7 | 62SHDRFXP | P-RDC-103-85-FXP |
| 62SHDRFX | P-RDC-133-115-FX | 13.25 | 11.5 | 12.5 | 10.5 | 0.4 | 0.7 | 2.4 | 62SHDRFXP | P-RDC-133-115-FXP |
| 62SHDRFX | P-RDC-143-130-FX | 14.25 | 13 | 14.0 | 12.0 | 0.5 | 0.8 | 2.8 | 62SHDRFXP | P-RDC-143-130-FXP |
| 62SHDRFX | P-RDC-160-135-FX | 16 | 13.5 | 14.5 | 12.5 | 0.6 | 0.8 | 2.9 | 62SHDRFXP | P-RDC-160-135-FXP |
| 62SHDRFX | P-RDC-163-145-FX | 16.25 | 14.5 | 15.5 | 13.5 | 0.6 | 0.9 | 3.1 | 62SHDRFXP | P-RDC-163-145-FXP |
| 62SHDRFX | P-RDC-180-160-FX | 18 | 16 | 17.0 | 15.0 | 0.8 | 1.0 | 3.5 | 62SHDRFXP | P-RDC-180-160-FXP |
| 62SHDRFX | P-RDC-198-175-FX | 19.75 | 17.5 | 18.5 | 16.5 | 1.0 | 1.1 | 3.8 | 62SHDRFXP | P-RDC-198-175-FXP |
| 62SHDRFX | P-RDC-195-180-FX | 19.5 | 18 | 19.0 | 17.0 | 1.0 | 1.1 | 3.9 | 62SHDRFXP | P-RDC-195-180-FXP |
| 62MHDRFX | P-RDC-205-188-FX | 20.5 | 18.75 | 20.0 | 18.0 | 1.1 | 1.2 | 4.2 | 62MHDRFXP | P-RDC-205-188-FXP |
| 62MHDRFX | P-RDC-223-200-FX | 22.25 | 20 | 21.0 | 19.0 | 1.3 | 1.2 | 4.4 | 62MHDRFXP | P-RDC-223-200-FXP |
| 62MHDRFX | P-RDC-228-200-FX | 22.75 | 20 | 21.0 | 19.0 | 1.3 | 1.2 | 4.4 | 62MHDRFXP | P-RDC-228-200-FXP |
| 62MHDRFX | P-RDC-223-205-FX | 22.25 | 20.5 | 21.5 | 19.5 | 1.3 | 1.3 | 4.5 | 62MHDRFXP | P-RDC-223-205-FXP |
| 62MHDRFX | P-RDC-228-205-FX | 22.75 | 20.5 | 21.5 | 19.5 | 1.4 | 1.3 | 4.5 | 62MHDRFXP | P-RDC-228-205-FXP |
| 62MHDRFX | P-RDC-228-210-FX | 22.75 | 21 | 22.0 | 20.0 | 1.4 | 1.3 | 4.6 | 62MHDRFXP | P-RDC-228-210-FXP |
| 62MHDRFX | P-RDC-233-215-FX | 23.25 | 21.5 | 22.5 | 20.5 | 1.5 | 1.3 | 4.7 | 62MHDRFXP | P-RDC-233-215-FXP |
| 62MHDRFX | P-RDC-240-215-FX | 24 | 21.5 | 23.0 | 21.0 | 1.5 | 1.3 | 4.9 | 62MHDRFXP | P-RDC-240-215-FXP |
| 62MHDRFX | P-RDC-235-220-FX | 23.5 | 22 | 23.0 | 21.0 | 1.5 | 1.4 | 4.9 | 62MHDRFXP | P-RDC-235-220-FXP |
| 62MHDRFX | P-RDC-238-224-FX | 23.75 | 22.375 | 23.0 | 21.0 | 1.6 | 1.4 | 4.9 | 62MHDRFXP | P-RDC-238-224-FXP |
| 62MHDRFX | P-RDC-238-225-FX | 23.75 | 22.5 | 23.0 | 21.0 | 1.6 | 1.4 | 4.9 | 62MHDRFXP | P-RDC-238-225-FXP |
| 62MHDRFX | P-RDC-238-228-FX | 23.75 | 22.75 | 23.0 | 21.0 | 1.6 | 1.4 | 4.9 | 62MHDRFXP | P-RDC-238-228-FXP |
| 62MHDRFX | P-RDC-258-240-FX | 25.75 | 24 | 25.0 | 23.0 | 1.8 | 1.5 | 5.3 | 62MHDRFXP | P-RDC-258-240-FXP |
| 62MHDRFX | P-RDC-266-240-FX | 26.625 | 24 | 25.5 | 23.5 | 1.9 | 1.5 | 5.4 | 62MHDRFXP | P-RDC-266-240-FXP |
| 62MHDRFX | P-RDC-268-240-FX | 26.75 | 24 | 25.5 | 23.5 | 1.9 | 1.5 | 5.4 | 62MHDRFXP | P-RDC-268-240-FXP |
| 62MHDRFX | P-RDC-275-240-FX | 27.5 | 24 | 25.5 | 23.5 | 1.9 | 1.5 | 5.4 | 62MHDRFXP | P-RDC-275-240-FXP |
| 62MHDRFX | P-RDC-300-275-FX | 30 | 27.5 | 28.5 | 26.5 | 2.5 | 1.7 | 6.1 | 62MHDRFXP | P-RDC-300-275-FXP |
| 62LHDRFX | P-RDC-320-300-FX | 32 | 30 | 31.0 | 29.0 | 2.9 | 1.9 | 6.7 | 62LHDRFXP | P-RDC-320-300-FXP |
| 62LHDRFX | P-RDC-323-300-FX | 32.25 | 30 | 31.0 | 29.0 | 3.0 | 1.9 | 6.7 | 62LHDRFXP | P-RDC-323-300-FXP |
| 62LHDRFX | P-RDC-341-323-FX | 34.125 | 32.25 | 33.0 | 31.0 | 3.4 | 2.0 | 7.2 | 62LHDRFXP | P-RDC-341-323-FXP |


NOTES:

1. RATINGS SHOWN ARE FOR STANDARD 22" BAG DEPTH; "SHORT" 12" DEPTH BAGS ARE AVAILABLE WITH -S SUFFIX; RATINGS REDUCED BY ~50%.

2. THE FOLLOWING REQUIRES ADDITIONAL REVIEW

-GRATES WITH EXTENDED BOTTOMS

-ANY OBSTRUCTED INLET OPENINGS



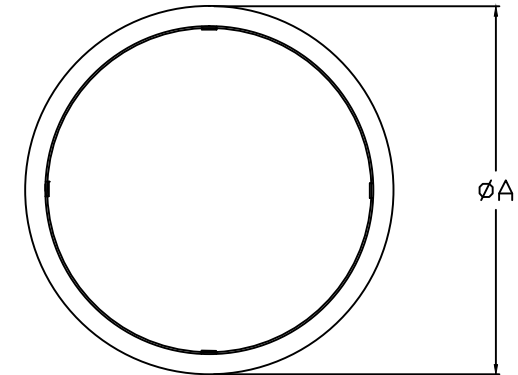
ALL PRODUCTS MANUFACTURED BY INLET & PIPE PROTECTION, INC A DIVISION OF ADS, INC.
WWW.INLETFILTERS.COM
(866) 287-8655 PH
(630) 355-3477 FX
INFO@INLETFILTERS.COM

THIS PRINT RESOLVES SUBJECT MATTER IN WHICH FLEXSTORM HAS PROPRIETARY RIGHTS. THE RECEIPT OR POSSESSION OF THIS PRINT DOES NOT CONSTITUTE A TRANSFER, OR LICENSE THE USE OF THE DESIGN OR TECHNICAL INFORMATION SHOWN HEREIN. REPRODUCTION OF THIS PRINT OR ANY INFORMATION CONTAINED HEREIN, OR MANUFACTURE OF ANY ARTICLE HEREFROM, FOR THE RESOLUTION TO OTHERS IS FORBIDDEN, EXCEPT BY WRITTEN PERMISSION FROM FLEXSTORM. ©2013 ADS, INC.


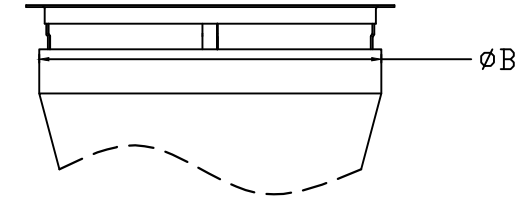
| | | | |
|-------|--------------|------------|-----|
| SIZE | FRAME TYPE | DWG NO | REV |
| C | RDC | P-62_RD-FX | A |
| SCALE | SHEET 1 OF 1 | | |

FLEXSTORM P/Ns 62' HDRPC & 62' HDRPCP

RDC INLET TYPE: ROUND IN CONCRETE PRECAST WITH SLAB TOP



| Pure Frame with PC Bag | | Field Inlet Dimensions | | Flexstorm Framing Dims | | Flexstorm Ratings (Flow at 50% max) | | | Pure Frame with PC+ Bag | |
|------------------------|---------------------|------------------------|--------|------------------------|------|-------------------------------------|------------------------|--------------|-------------------------|---------------------|
| ADS P/N | Flexstorm Item Code | A | B | A1 | B1 | Bag Capacity (ft ³) | PC/PC+ Flow Rate (CFS) | Bypass (CFS) | ADS P/N | Flexstorm Item Code |
| 62SHDRFX | P-RDC-103-85-PC | 10.25 | 8.5 | 9.5 | 7.5 | 0.2 | 0.5 | 1.7 | 62SHDRFXP | P-RDC-103-85-PCP |
| 62SHDRFX | P-RDC-133-115-PC | 13.25 | 11.5 | 12.5 | 10.5 | 0.4 | 0.7 | 2.4 | 62SHDRFXP | P-RDC-133-115-PCP |
| 62SHDRFX | P-RDC-143-130-PC | 14.25 | 13 | 14.0 | 12.0 | 0.5 | 0.8 | 2.8 | 62SHDRFXP | P-RDC-143-130-PCP |
| 62SHDRFX | P-RDC-160-135-PC | 16 | 13.5 | 14.5 | 12.5 | 0.6 | 0.8 | 2.9 | 62SHDRFXP | P-RDC-160-135-PCP |
| 62SHDRFX | P-RDC-163-145-PC | 16.25 | 14.5 | 15.5 | 13.5 | 0.6 | 0.9 | 3.1 | 62SHDRFXP | P-RDC-163-145-PCP |
| 62SHDRFX | P-RDC-180-160-PC | 18 | 16 | 17.0 | 15.0 | 0.8 | 1.0 | 3.5 | 62SHDRFXP | P-RDC-180-160-PCP |
| 62SHDRFX | P-RDC-198-175-PC | 19.75 | 17.5 | 18.5 | 16.5 | 1.0 | 1.1 | 3.8 | 62SHDRFXP | P-RDC-198-175-PCP |
| 62SHDRFX | P-RDC-195-180-PC | 19.5 | 18 | 19.0 | 17.0 | 1.0 | 1.1 | 3.9 | 62SHDRFXP | P-RDC-195-180-PCP |
| 62MHDRFX | P-RDC-205-188-PC | 20.5 | 18.75 | 20.0 | 18.0 | 1.1 | 1.2 | 4.2 | 62MHDRFXP | P-RDC-205-188-PCP |
| 62MHDRFX | P-RDC-223-200-PC | 22.25 | 20 | 21.0 | 19.0 | 1.3 | 1.2 | 4.4 | 62MHDRFXP | P-RDC-223-200-PCP |
| 62MHDRFX | P-RDC-228-200-PC | 22.75 | 20 | 21.0 | 19.0 | 1.3 | 1.2 | 4.4 | 62MHDRFXP | P-RDC-228-200-PCP |
| 62MHDRFX | P-RDC-223-205-PC | 22.25 | 20.5 | 21.5 | 19.5 | 1.3 | 1.3 | 4.5 | 62MHDRFXP | P-RDC-223-205-PCP |
| 62MHDRFX | P-RDC-228-205-PC | 22.75 | 20.5 | 21.5 | 19.5 | 1.4 | 1.3 | 4.5 | 62MHDRFXP | P-RDC-228-205-PCP |
| 62MHDRFX | P-RDC-228-210-PC | 22.75 | 21 | 22.0 | 20.0 | 1.4 | 1.3 | 4.6 | 62MHDRFXP | P-RDC-228-210-PCP |
| 62MHDRFX | P-RDC-233-215-PC | 23.25 | 21.5 | 22.5 | 20.5 | 1.5 | 1.3 | 4.7 | 62MHDRFXP | P-RDC-233-215-PCP |
| 62MHDRFX | P-RDC-240-215-PC | 24 | 21.5 | 23.0 | 21.0 | 1.5 | 1.3 | 4.9 | 62MHDRFXP | P-RDC-240-215-PCP |
| 62MHDRFX | P-RDC-235-220-PC | 23.5 | 22 | 23.0 | 21.0 | 1.5 | 1.4 | 4.9 | 62MHDRFXP | P-RDC-235-220-PCP |
| 62MHDRFX | P-RDC-238-224-PC | 23.75 | 22.375 | 23.0 | 21.0 | 1.6 | 1.4 | 4.9 | 62MHDRFXP | P-RDC-238-224-PCP |
| 62MHDRFX | P-RDC-238-225-PC | 23.75 | 22.5 | 23.0 | 21.0 | 1.6 | 1.4 | 4.9 | 62MHDRFXP | P-RDC-238-225-PCP |
| 62MHDRFX | P-RDC-238-228-PC | 23.75 | 22.75 | 23.0 | 21.0 | 1.6 | 1.4 | 4.9 | 62MHDRFXP | P-RDC-238-228-PCP |
| 62MHDRFX | P-RDC-258-240-PC | 25.75 | 24 | 25.0 | 23.0 | 1.8 | 1.5 | 5.3 | 62MHDRFXP | P-RDC-258-240-PCP |
| 62MHDRFX | P-RDC-268-240-PC | 26.625 | 24 | 25.5 | 23.5 | 1.9 | 1.5 | 5.4 | 62MHDRFXP | P-RDC-268-240-PCP |
| 62MHDRFX | P-RDC-268-240-PC | 26.75 | 24 | 25.5 | 23.5 | 1.9 | 1.5 | 5.4 | 62MHDRFXP | P-RDC-268-240-PCP |
| 62MHDRFX | P-RDC-275-240-PC | 27.5 | 24 | 25.5 | 23.5 | 1.9 | 1.5 | 5.4 | 62MHDRFXP | P-RDC-275-240-PCP |
| 62MHDRFX | P-RDC-300-275-PC | 30 | 27.5 | 28.5 | 26.5 | 2.5 | 1.7 | 6.1 | 62MHDRFXP | P-RDC-300-275-PCP |
| 62LHDRFX | P-RDC-320-300-PC | 32 | 30 | 31.0 | 29.0 | 2.9 | 1.9 | 6.7 | 62LHDRFXP | P-RDC-320-300-PCP |
| 62LHDRFX | P-RDC-323-300-PC | 32.25 | 30 | 31.0 | 29.0 | 3.0 | 1.9 | 6.7 | 62LHDRFXP | P-RDC-323-300-PCP |
| 62LHDRFX | P-RDC-341-323-PC | 34.125 | 32.25 | 33.0 | 31.0 | 3.4 | 2.0 | 7.2 | 62LHDRFXP | P-RDC-341-323-PCP |



NOTES:

1. RATINGS SHOWN ARE FOR STANDARD 22" BAG DEPTH; "SHORT" 12" DEPTH BAGS ARE AVAILABLE WITH -S SUFFIX; RATINGS REDUCED BY ~50%.

2. THE FOLLOWING REQUIRES ADDITIONAL REVIEW

- GRATES WITH EXTENDED BOTTOMS
- ANY OBSTRUCTED INLET OPENINGS



ALL PRODUCTS MANUFACTURED BY INLET & PIPE PROTECTION, INC A DIVISION OF ADS, INC.
WWW.INLETFILTERS.COM
(866) 287-8655 PH
(630) 355-3477 FX
INFO@INLETFILTERS.COM

| | | | | | |
|---|--------------|------------|------------|--------|-----|
| THIS PRINT RESOLVES SUBJECT MATTER IN WHICH FLEXSTORM HAS PROPRIETARY RIGHTS. THE RECEIPT OR POSSESSION OF THIS PRINT DOES NOT CONSTITUTE A TRANSFER, OR LICENSE THE USE OF THE DESIGN OR TECHNICAL INFORMATION SHOWN HEREIN. REPRODUCTION OF THIS PRINT OR ANY INFORMATION CONTAINED HEREIN, OR MANUFACTURE OF ANY ARTICLE HEREFROM, FOR THE DISCLOSURE TO OTHERS IS FORBIDDEN, EXCEPT BY WRITTEN PERMISSION FROM FLEXSTORM. | | SIZE | FRAME TYPE | DWG NO | REV |
| C | RDC | P-62_RD-PC | A | | |
| SCALE | SHEET 1 OF 1 | | | | |